




Use the below products when utilising a DIY system to protect your equipment from rust.

WHAT YOU WILL NEED ✓

-  **Altex RIPO**
-  **ALTEX HIGH BUILD RUST BARRIER**
-  **ALTEX ISOTAL ENAMEL**

- Wire Brush
 - Empty tins and mixing stick
 - Masking tape
 - Sandpaper - High quality grade
 - Paint roller, sleeves & tray
- or
- Paint brushes - a high quality, fine tip brush is important



History. Service.
Innovation.



Get your very own **Shop Card** and enjoy the perks of saving big with exclusive discounts!

Apply in store or online: www.thealtexpaintshop.com

THE ALTEX PAINT SHOP

- AUCKLAND**
68 Patiki Road, Avondale **Ph: 09 828 3422**
- TAURANGA**
91-111 Oropi Road, Greerton **Ph: 07 541 1955**
- NELSON**
79 Vickerman Street, Port Nelson **Ph: 03 546 8375**
- CHRISTCHURCH**
10D Craft Place, Middleton **Ph: 03 335 0673**
- DUNEDIN**
4 Mason Street, City Centre **Ph: 03 474 1890**



TECHNICAL HELPLINE

We have a great Technical team available who will happily discuss all your painting requirements with practical advice. Our Factory Shop staff are dedicated to making sure you receive top service and information.

0800 258 390

www.thealtexpaintshop.co.nz



THE ALTEX PAINT SHOP

TRACTOR & TRAILER MAINTENANCE



Hard wearing, heavy duty coatings to protect against corrosion, heat, abrasion and chemical attack.



TRACTOR & TRAILER MAINTENANCE

Protect and repair valuable equipment from corrosion to prolong the life of your machinery.

Adds strength and durability to steel surfaces affected by rust giving a clean and professional finish.

Altex products are simple and easy to use boasting the following:

FEATURES



- ✓ Ease of use
- ✓ 3 stage application
- ✓ Simple brush/roller application
- ✓ High grade finish
- ✓ Long service life



PROCESS

Follow the below process for a DIY system to protect your equipment from rust.

1 SURFACE PREPARATION



Wash and degrease surface first. Wire brush, abrade or grind existing rusted surface. The more corrosion you remove, the better. Any tightly adhered rust may remain.

2 PRIMING, FILLING & UNDERCOATING



Apply a coat of **ALTEX RIPO** to the prepared surface.

Follow this with a protective coating system such as **ALTEX HIGH BUILD RUST BARRIER & ISOTAL ENAMEL**. (Consider storing equipment out of elements to help prolong its life).

3 FINISH COAT



Routine maintenance, cleaning and servicing. Little and often will catch problems before they become major setbacks.



From this



To this

Find us on 

Join The Altex Paint Shop Facebook community for DIY tips, how to's and our projects.